



September 14, 2020

---

Dear Parents and Guardians,

In order to support student online safety at school and at home with the implementation of 1:1 devices in Caesar Rodney, we have partnered with Securly.

Securly is an additional layer of security that includes a filtering system that provides web filtering for educational organizations. It is enabled 24 hours per day, 7 days a week, no matter the location of your child's Chromebook. It will monitor Google files, documents, and websites that students are accessing. It also provides security in blocking sites that students should not be on.

In addition, the 24/7 monitoring support includes a highly trained team of specialists that work to analyze flagged activity notifications. If flagged activity occurs that identifies concerning trends and patterns, then a risk assessment will be done. When an alert is determined to be urgent, the 24/7 Team follows an escalation process to notify the school. The system is designed to look for inappropriate content, bullying, self-harm, and violence.

Teachers will have the ability to see what students are working on and provide feedback in real time. It will also allow teachers to pause students' screens and pull the class back together if needed. If a student is not on the correct website, the teacher will have the ability to close out a student's screen in order to redirect them and push out the right link.

With starting out remotely, this tool is an excellent way to keep our students engaged and on task even from a distance. To learn more about Securly, please go to <https://tinyurl.com/CRsecurly> and view the video.

Securly not only filters web content for students but also enables us to communicate device activity to parents. Please make sure your child's school has an up to date email so you can receive notification of how to sign up. If you have any questions, please contact [tara.faircloth@cr.k12.de.us](mailto:tara.faircloth@cr.k12.de.us) or call (302) 698-4800.

Hello Parents,

Our district uses Securly as an added layer to keep students safe on their school-issued device.

As part of the solution, we have given you access to the free **SecurlyHome app**.

In the **SecurlyHome app**, you'll have a real-time view of your child's activity. You'll also get a weekly email from Securly with a snapshot report of that activity.

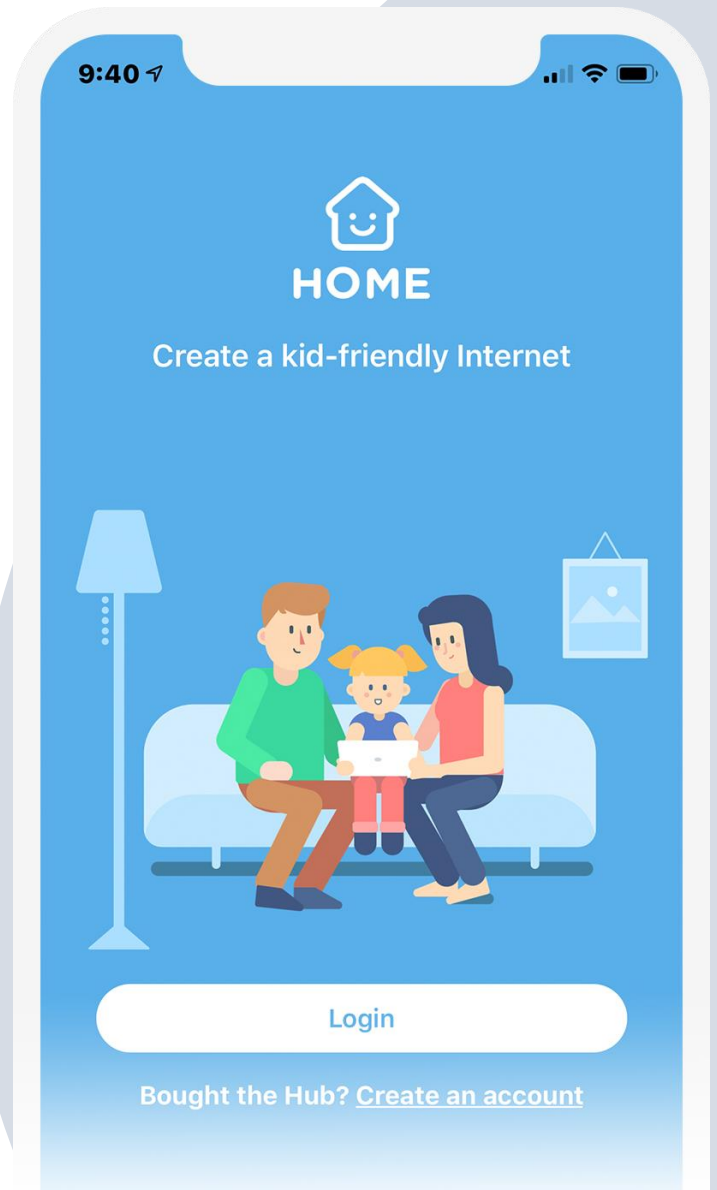
[Download the SecurlyHome app.](#)

## Get Started:

1

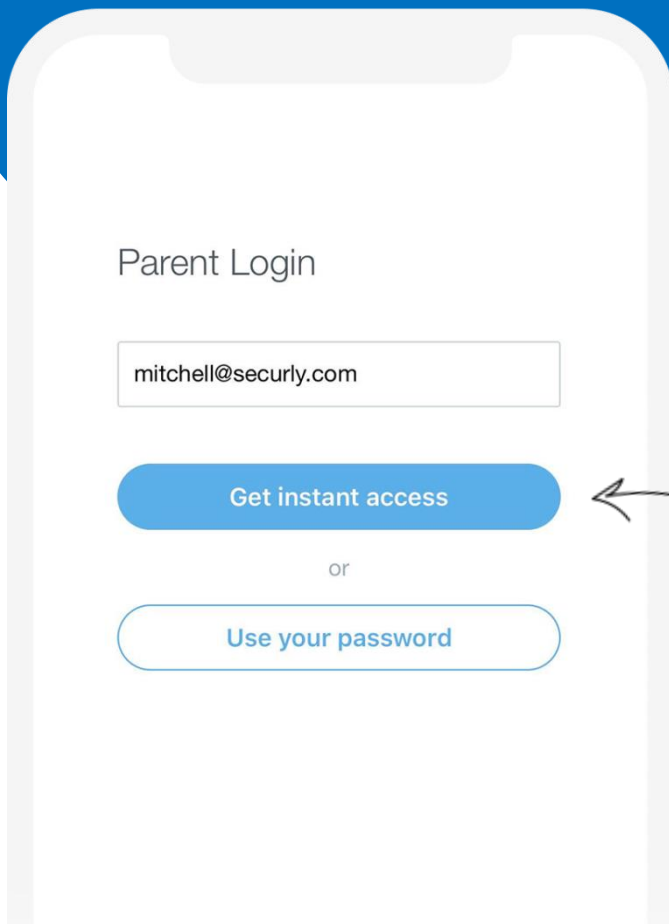
### Download the SecurlyHome App.

Access to your child's real-time activity feed, right in the palm of your hand.



2

Open the app and tap the **Login** button.

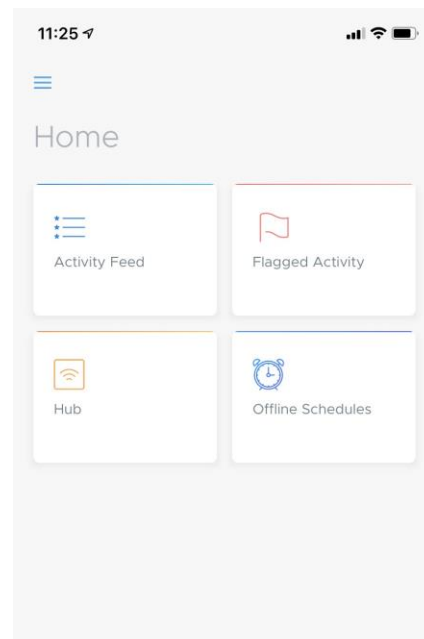


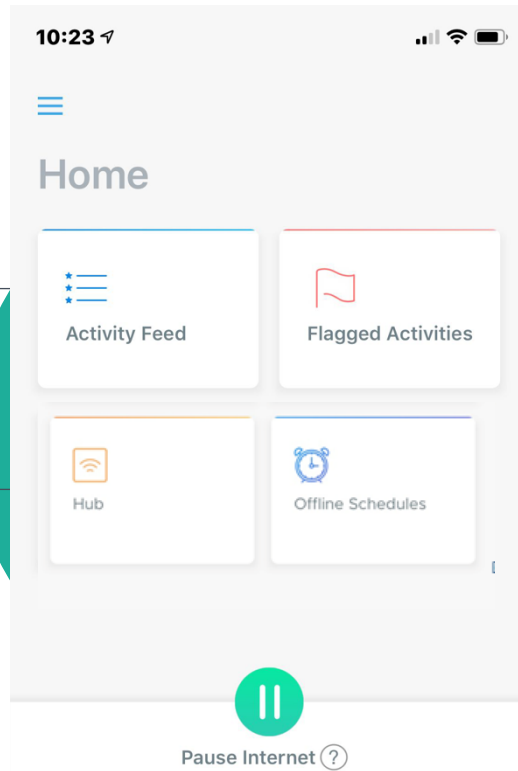
Enter the **email address** you have **registered with your child's school** and tap the **"Get instant access"** button. Check your email **from your phone**, click on the link, and hooray! Your account is ready to go.

3

## Monitor Your Student

Navigate and explore different views into your child's online activity.





## Activity Feed

Get a real-time view of your child's online activity.

## Hub

No need to purchase.

## Flagged Activities

The SecurlyHome app will notify you of any flagged activities pointing to self-harm or bullying related to your child.

## Offline Schedules

Schedule what time you want the internet to be off on your child's school device.

## Pause

Turn on and off internet access on your child's school device when it is at home.

If you want to learn more about Securly's online safety solutions, please visit [www.securly.com/home](http://www.securly.com/home). For any additional questions, email [homesupport@securly.com](mailto:homesupport@securly.com).