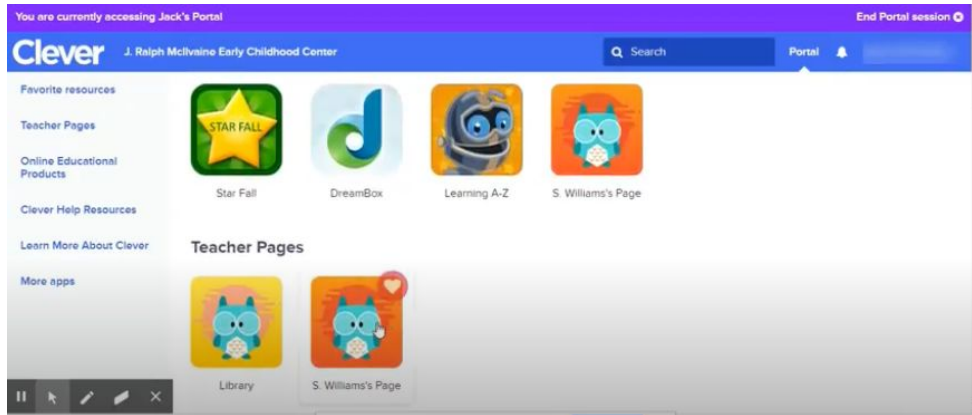


# Accessing the Remote Learning Template

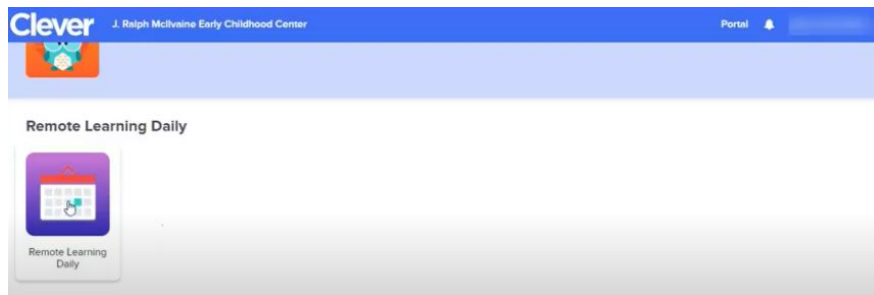
## 1st Grade using Clever

Follow the instructions on the previous page (How to Access From Home) to log on to Clever.

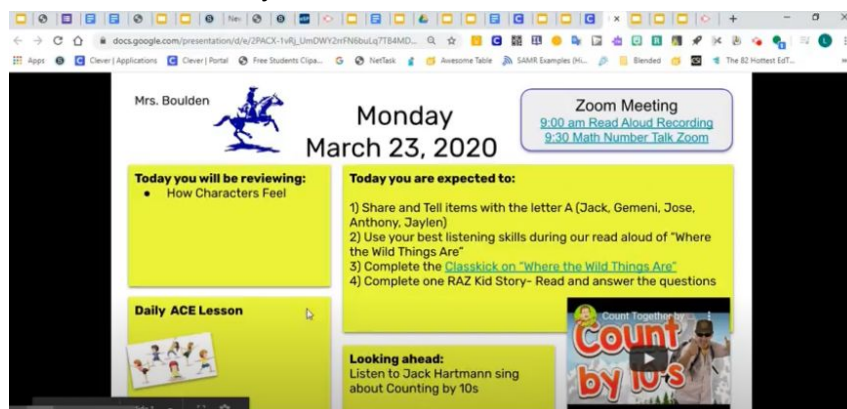
Once you are logged into Clever, select your child's teacher's page.



Once on the teacher's page, you will see the following. Click on Remote Learning Daily.



The Remote Learning Daily Template will appear. The slides will be updated daily to inform you of the activities and links for the day.



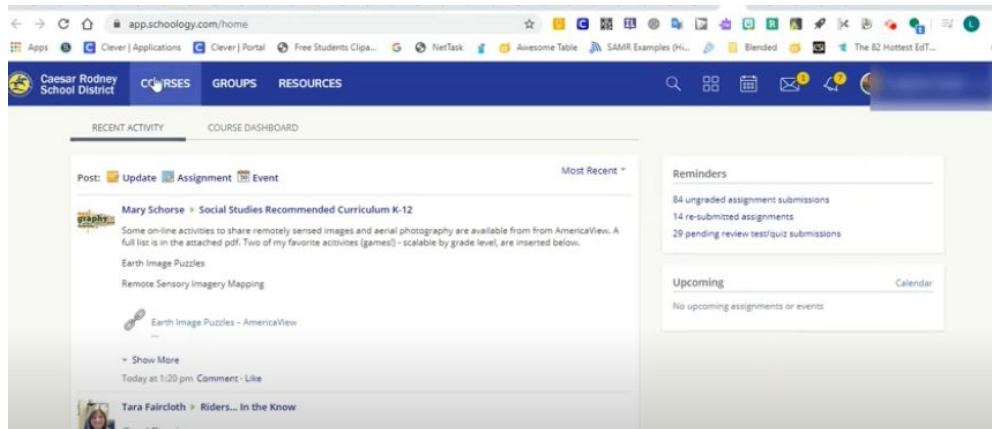
# Accessing the Remote Learning Template Continued...

## 2nd to 5th grades using Schoology

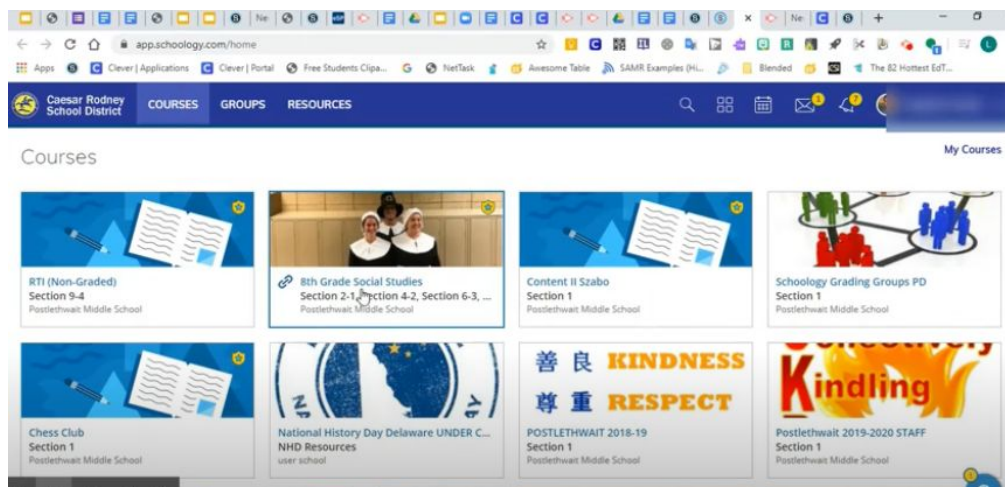
Follow the instructions on the previous page (How to Access From Home) to log on to Clever. Once you are logged into Clever, click on the Schoology icon.



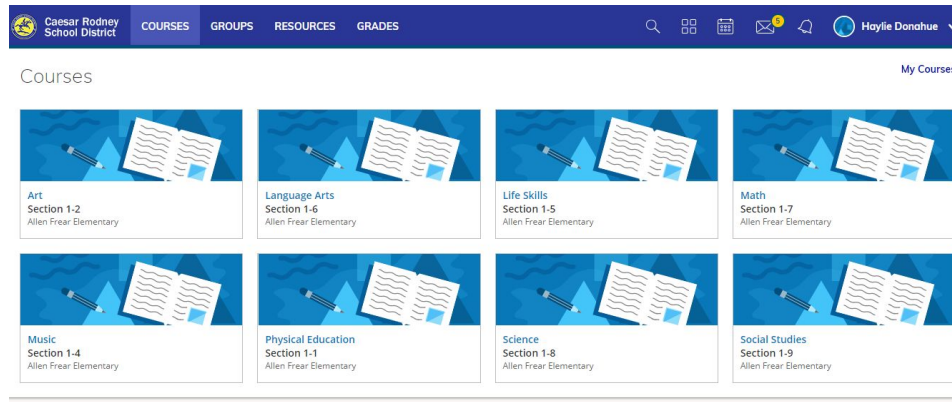
Your home screen will look like this.



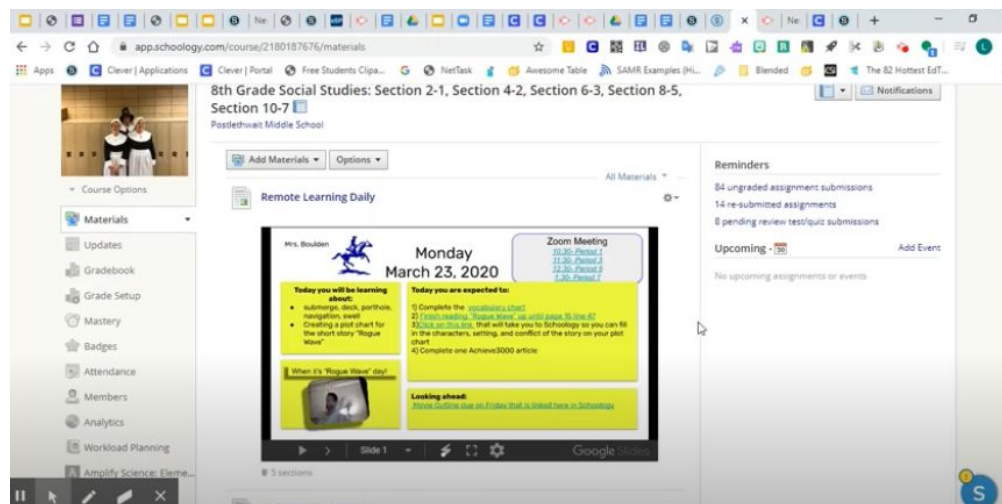
Next, click on courses at the top left of the screen.



Then, click on your course titled Language Arts.



The Remote Learning Daily Template will appear. The slides will be updated daily to inform you of the activities and links for the day.



If you are having difficulty accessing the Remote Learning Template, the following are step-by-step videos to help you.

1st grade using Clever

<https://drive.google.com/file/d/1YLOTI9bMv1STp7ohBq6yjciGAUItcO7G/view>

2nd-5th grades using Schoology

<https://drive.google.com/file/d/1XAtL5UsVrukSTOHOstfDk0o6IKjbc5oB/view>

You can also access our district's remote learning troubleshooting from Allen Frear's website. <https://www.crk12.org/afes>