


Achieve 3000 Instructions

Step 1: Visit Postlethwait Website <https://www.crk12.org/pms>

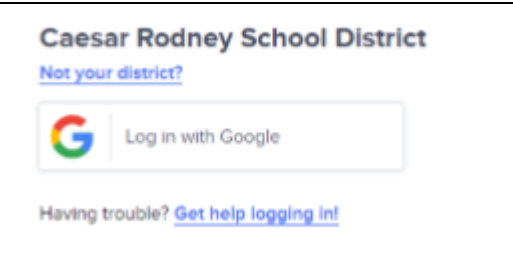
Step 2:

- Hover over “Students”
- Click on “student Portal Links”



Step 3:

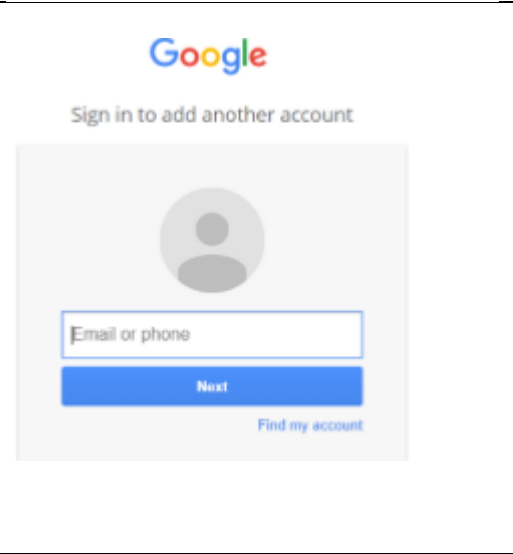
- You have arrived at the “Clever” Portal
- Have your child click “Log in with Google”



Step 4:


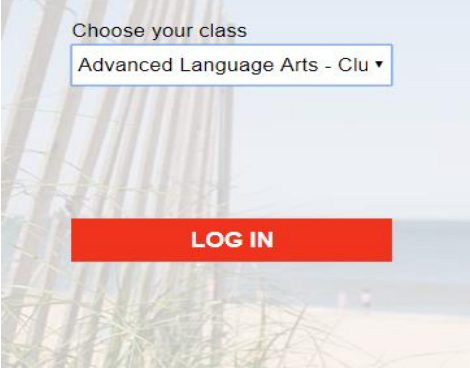
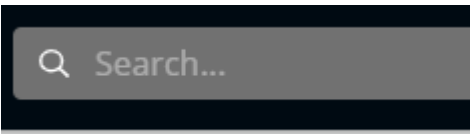
- Click on the Google account of the child logging in or click on “Add Account”
- If your child is entering their Google username and password, see below. There is a good chance they already know this information.

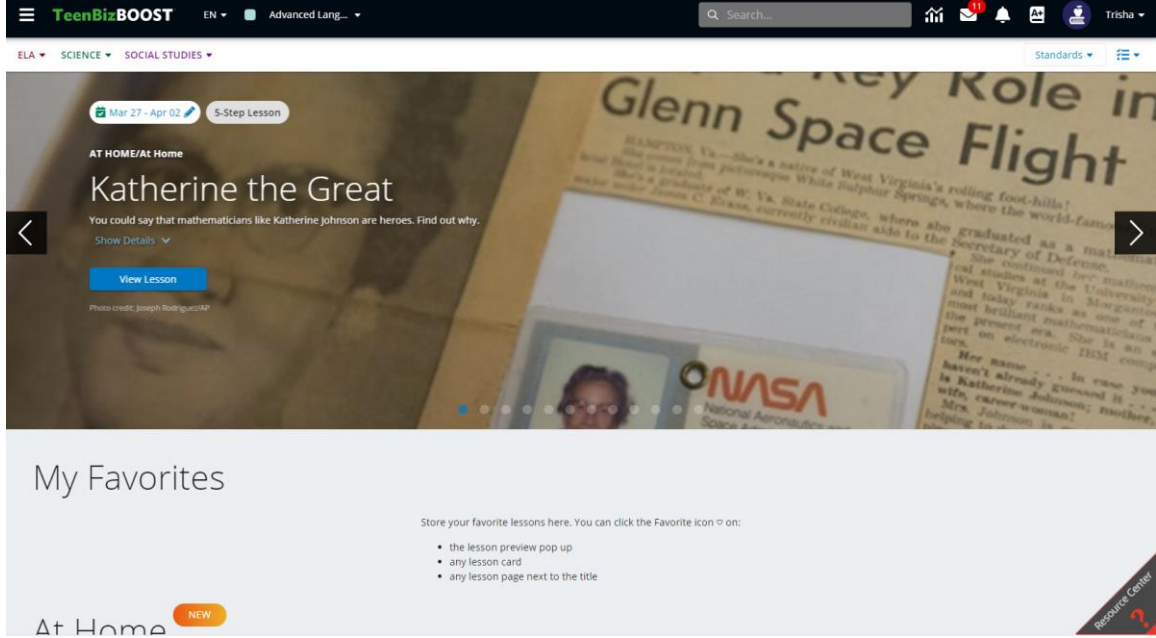
***They will need to add “@cr.k12.de.us” to the end of their username. They may not be used to doing this because the school Chromebooks automatically does it for them.**



Example:

<p>Username:</p> <ul style="list-style-type: none"> • 1st 3 letters of 1st name • 1st 3 letters of last name • Last 3 numbers of student ID 	<p>Password:</p> <ul style="list-style-type: none"> • 1st letter of 1st name capitalized • 1st letter of last name lowercase • Student ID with leading zeroes if needed to bring total numeric value to 7 • dollar sign 	<p>Example Tara Faircloth ID # 12345</p> <p>Username: tarfai345</p> <p>Password: Tf0012345\$</p>
--	---	---

<p>Step 5:</p>	<ul style="list-style-type: none"> • Click on Achieve 3000 	 <p>Achieve3000</p>
<p>Step 6:</p>	<ul style="list-style-type: none"> • Click on the class that you will be using Achieve with: <ul style="list-style-type: none"> ○ If the article is for Social Studies, please click on your Social Studies class ○ If the article is for ELA, please click on your ELA class 	
<p>Step 7:</p>	<ul style="list-style-type: none"> • Please choose an article or complete the article that your teacher suggested. • You can always search for a subject that interests you by typing the subject into the search. 	



***PLEASE KEEP IN MIND THAT THE ARTICLES THAT YOU COMPLETE AT HOME WILL COUNT TOWARDS YOUR LEXILE LEVEL**